



A I T H E R

MONOS LINEAR CHANDELIER

MONOS 5 PENDANT LINEAR CHANDELIER CREATOR DOUGLAS LEVINE



DIMENSIONS

Width 44.0 in (111.76 cm)
 Depth 5.9 in (14.99 cm)
 Minimum OAD 13.5 in (34.29 cm)
 Maximum OAD 153.5 in (389.89 cm)

CANOPY

Width 40.0 in (35.56 cm)
 Depth 6 in (15.24 cm)
 Height 1.81 in (4.60 cm)

SUSPENSION

Rigid Stem. Specify drop upon order placement.

WEIGHT

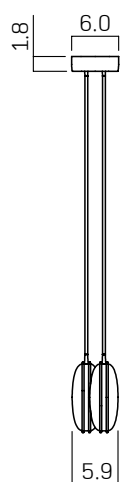
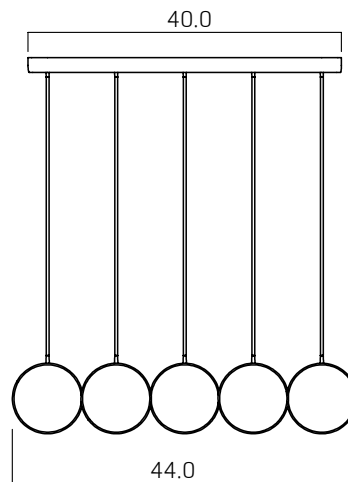
100 pounds (45.36 kg)

ELECTRICAL


Integrated LED, Dimmable Driver, 120V or 220V,
 1200 Lm, 2000, 90+ CRI
 UL Listed, cUL Listed, CE Listed, IP41

INSPIRATION

Singular, but far from alone, Monos offers a beautiful illusion, in which glass and metal merge seamlessly, creating a monochromatic effect. Like a stormy sea, smoked glass fades to clear. Metal plates gently curve, beckoning you to come closer. Interchangeable glass and stone lenses allow for the ultimate in customization. Available in multiple sconce, pendant, and chandelier designs, all in six finishes.



LENS OPTIONS



FINISH OPTIONS



MONOS 7 PENDANT LINEAR CHANDELIER CREATOR DOUGLAS LEVINE



DIMENSIONS

Width 61.5 in (156.21 cm)
 Depth 5.9 in (14.99 cm)
 Minimum OAD 13.5 in (34.29 cm)
 Maximum OAD 153.5 in (389.89 cm)

CANOPY

Width 57.5 in (146.05 cm)
 Depth 6 in (15.24 cm)
 Height 1.81 in (4.60 cm)

SUSPENSION

Rigid Stem. Specify drop upon order placement.

WEIGHT

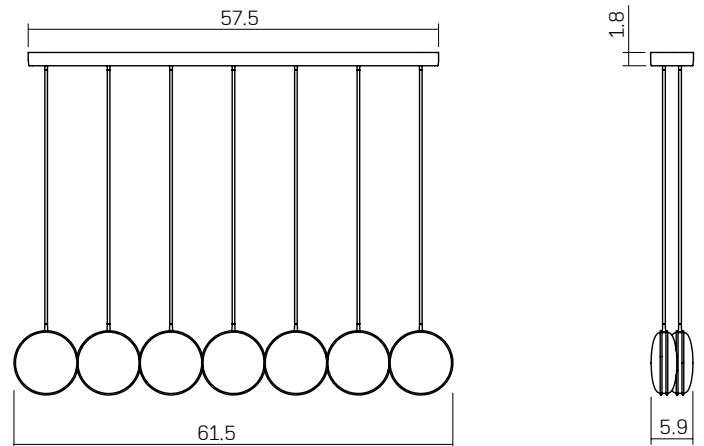
150 pounds (68.04 kg)

ELECTRICAL


Integrated LED, Dimmable Driver, 120V or 220V,
 2800 Lm, 2700K, 90+ CRI
 UL Listed, cUL Listed, CE Listed, IP41

INSPIRATION

Singular, but far from alone, Monos offers a beautiful illusion, in which glass and metal merge seamlessly, creating a monochromatic effect. Like a stormy sea, smoked glass fades to clear. Metal plates gently curve, beckoning you to come closer. Interchangeable glass and stone lenses allow for the ultimate in customization. Available in multiple sconce, pendant, and chandelier designs, all in six finishes.



LENS OPTIONS



FINISH OPTIONS

